

Note: In this problem set, expressions in green cells match corresponding expressions in the text answers.

Note: I should make a statement explaining that my viewpoint differs from the text on the matter of iteration techniques like the ones in this section. I do not desire to run through all the steps of the Newton or Secant methods in detail. If Mathematica can do what is needed inside a black box, that is fine with me. All I want to know is which black box it is, and the conditions under which it is expected to work correctly.

```
Clear["Global`*"]
```

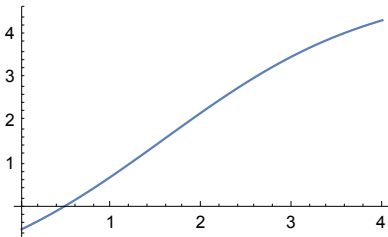
1 - 13 Fixed-point iteration

Solve by fixed-point iteration and answer related questions where indicated.

3.  $f = x - 0.5 \cos[x] = 0, x_0 = 1$ . Sketch.

```
Clear["Global`*"]
```

```
Plot[x - 0.5 Cos[x], {x, 0, 4},  
ImageSize -> 200, PlotStyle -> Thickness[0.006]]
```



```
Simplify[x - 0.5 Cos[x]]
```

```
x - 0.5 Cos[x]
```

According to the explanation in the document center for **FindRoot**, entering one guess value turns on Newton's method. (Inserting two guess values invokes a variant of the secant method.) When I saw a precision attribute mentioned in the text answer I thought about putting in a precision goal, but *Mathematica's* default precision is good enough, probably, for all these problems. As for the guess  $x_0$ , in this case it was not chosen with consideration.

```
FindRoot[x - 0.5 Cos[x], {x, 1}]
```

```
{x -> 0.450184}
```

Let me try to find  $g[x]$ . According to material at [https://mat.iitm.ac.in/home/sryedida/public\\_html/caimna/transcendental/iteration%20methods/fixed-point/iteration.html](https://mat.iitm.ac.in/home/sryedida/public_html/caimna/transcendental/iteration%20methods/fixed-point/iteration.html) it is basically just a process of getting  $x$  on one side of the equals sign and everything else on the other side. (Wikipedia has a more complicated calculation, dealing with derivatives, such that  $g[x]$  might be equal

to  $x - \frac{f[x]}{f'[x]}$ .

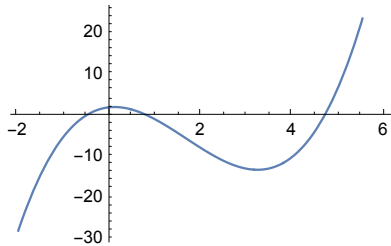
Using the first method gives me  $g[x] = 0.5 \text{ Cos}[x]$ , which agrees with the text answer.

5. Sketch  $f[x] = x^3 - 5.00 x^2 + 1.01 x + 1.88$ , showing roots near  $\pm 1$  and 5. Write  $x = g[x] = \frac{(5.00x^2 - 1.01x + 1.88)}{x^2}$ . Find a root by starting from  $x_0 = 5, 4, 1, -1$ . Explain the (perhaps unexpected) results.

**Clear["Global`\*"]**

First of all, there appears to be a typo in the problem description. The suggested form of  $g[x]$  has an incorrect sign for the last constant. Shouldn't that be "-1.88"?

**Plot** [ $x^3 - 5.00 x^2 + 1.01 x + 1.88$ , { $x$ , -2, 6},  
**ImageSize**  $\rightarrow$  200, **PlotStyle**  $\rightarrow$  **Thickness**[0.006]



It looks like the root is at approximately 0.8 on the x-axis.

**FindRoot** [ $x^3 - 5.00 x^2 + 1.01 x + 1.88$ , { $x$ , 0.7}]  
 { $x \rightarrow 0.8$ }

$x^3 - 5.00 x^2 + 1.01 x + 1.88 /. x \rightarrow 0.8$   
 $-8.88178 \times 10^{-16}$

The quantity shown above is very small, less than  $10^{-10}$ . The default **Chop** chop would chop it. But I have not covered all the problem instructions. I need to try out the  $x_0$  values provided. I seem to remember that a 3rd degree polynomial is expected to have three roots. Apparently, the first two test values are shifted to the right far enough to catch the largest root.

**FindRoot** [ $x^3 - 5.00 x^2 + 1.01 x + 1.88$ , { $x$ , 5}]  
 { $x \rightarrow 4.7$ }

**FindRoot** [ $x^3 - 5.00 x^2 + 1.01 x + 1.88$ , { $x$ , 4}]  
 { $x \rightarrow 4.7$ }

The next suggested root is close enough to the middle root to retrieve that one.

```
FindRoot[x3 - 5.00 x2 + 1.01 x + 1.88, {x, 1}]
{x → 0.8}
```

And for the last root, **FindRoot** again finds the closest root to the guess value.

```
FindRoot[x3 - 5.00 x2 + 1.01 x + 1.88, {x, -1}]
{x → -0.5}
```

```
x3 - 5.00 x2 + 1.01 x + 1.88 /. x → -0.5000000000000011`
-7.77156 × 10-15
```

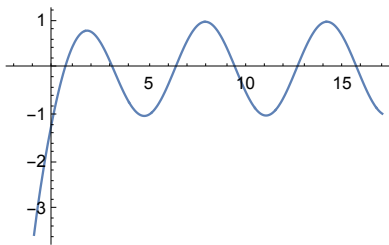
Yes. The guess value of  $x_0$  was close enough to the left root to trigger a successful search there.

7. Find the smallest positive solution of  $\sin[x] = e^{-x}$ .

```
Clear["Global`*"]
```

The periodic nature of the sine function takes over in the positive domain. It looks like the smallest positive root falls at about 0.7.

```
Plot[Sin[x] - e-x, {x, -2, 17},
ImageSize → 200, PlotStyle → Thickness[0.006]]
```



```
FindRoot[Sin[x] - e-x, {x, 0.7}]
```

```
{x → 0.588533}
```

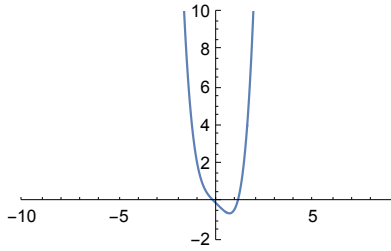
The location of the root on the plot was a little misleading, I think, at least at the plot size I requested.

```
Sin[x] - e-x /. x → 0.5885327439818611`
0.
```

9. Find the negative solution of  $x^4 - x - 0.12 = 0$ .

```
Clear["Global`*"]
```

```
Plot[x^4 - x - 0.12, {x, -10, 9}, PlotRange -> {{-10, 9}, {-2, 10}},
  ImageSize -> 200, PlotStyle -> Thickness[0.006]]
```



By choosing a particular plot range this function comes into focus.

```
FindRoot[x^4 - x - 0.12, {x, -0.1}]
```

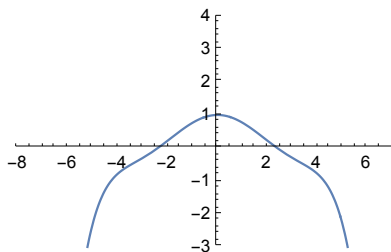
```
{x -> -0.119794}
```

```
x^4 - x - 0.12 /. x -> -0.11979405979852116`
-3.90313 x 10^-18
```

11. Drumhead. Bessel functions. A partial sum of the Maclaurin series of  $J_0[x]$  (section 5.5) is  $f[x] = 1 - \frac{1}{4}x^2 + \frac{1}{64}x^4 - \frac{1}{2304}x^6$ . Conclude from a sketch that  $f[x] = 0$  near  $x = 2$ . Write  $f[x] = 0$  as  $x = g[x]$  (by dividing  $f[x]$  by  $\frac{1}{4}x$  and taking the resulting  $x$ -term to the other side). Find the zero. (See section 12.10 for the importance of these zeros.)

```
Clear["Global`*"]
```

```
Plot[1 - 1/4 x^2 + 1/64 x^4 - 1/2304 x^6, {x, -10, 9}, PlotRange -> {{-8, 7}, {-3, 4}},
  ImageSize -> 200, PlotStyle -> Thickness[0.006]]
```



$$f[x_] = 1 - \frac{1}{4}x^2 + \frac{1}{64}x^4 - \frac{1}{2304}x^6$$

$$1 - \frac{x^2}{4} + \frac{x^4}{64} - \frac{x^6}{2304}$$

I will build the  $g[x]$  function just to humor the text.

```
g[x_] = Simplify[ $\frac{f[x]}{1/4x}$ ]
```

$$\frac{4}{x} - x + \frac{x^3}{16} - \frac{x^5}{576}$$

And check the root of it.

```
FindRoot[ $\frac{4}{x} - x + \frac{x^3}{16} - \frac{x^5}{576}$ , {x, 2}]
```

```
{x -> 2.39165}
```

$$\frac{4}{x} - x + \frac{x^3}{16} - \frac{x^5}{576} /. x -> 2.391646690891294$$

$$1.11022 \times 10^{-16}$$

But I think that Mathematica is completely capable of skipping the  $g[x]$  function in this case.

```
FindRoot[ $1 - \frac{1}{4}x^2 + \frac{1}{64}x^4 - \frac{1}{2304}x^6$ , {x, 2}]
```

```
{x -> 2.39165}
```

The text lists a Newton construct, 2.405 4S-exact, as it calls it, but since this is off the green root point by a considerable amount, I don't understand its value.

13. Existence of fixed point. Prove that if  $g$  is continuous in a closed interval  $I$  and its range lies in  $I$ , then the equation  $x = g[x]$  has at least one solution in  $I$ . Illustrate that it may have more than one solution in  $I$ .

14 - 23 Newton's method.

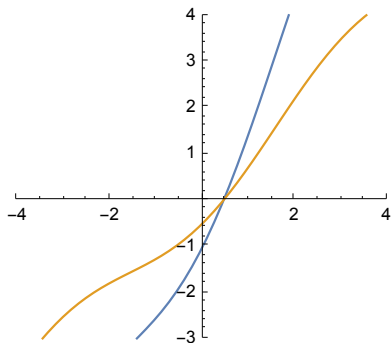
Note: Since as I mentioned **FindRoot** incorporates Newton's method, I take the position that I am using it now.

15.  $f = 2x - \text{Cos}[x]$ ,  $x_0 = 1$ . Compare with problem 3.

```
Clear["Global`*"]
```

The plot shows the current problem (teal) as well as the function of problem 3 (gold).

```
Plot[{2 x - Cos[x], x - 0.5 Cos[x]}, {x, -4, 4},
PlotRange -> {{-4, 4}, {-3, 4}}, ImageSize -> 200,
AspectRatio -> Automatic, PlotStyle -> Thickness[0.006]]
```



Though the root point is not that close to the 1 suggested in the problem, I will use it.

```
FindRoot[2 x - Cos[x], {x, 1}]
```

```
{x -> 0.450184}
```

```
2 x - Cos[x] /. x -> 0.4501836112948736`
1.11022 x 10^-16
```

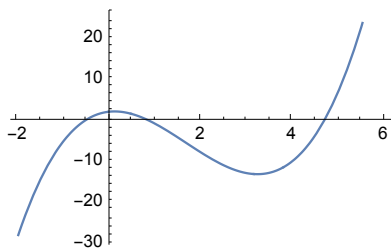
The problem asks that I contemplate the common root between problem 3 and problem 15.

17. Dependence on  $x_0$ . Solve problem 5 by Newton's method with  $x_0 = 5, 4, 1, -3$ . Explain the result.

```
Clear["Global`*"]
```

Just to review the plot,

```
Plot[x^3 - 5.00 x^2 + 1.01 x + 1.88, {x, -2, 6},
ImageSize -> 200, PlotStyle -> Thickness[0.006]]
```



Since **FindRoot** with a single guess point uses Newton's method, the problem has already been worked in problem 5 for all values except for the final  $x_0$  mentioned, -3.

```
FindRoot[x^3 - 5.00 x^2 + 1.01 x + 1.88, {x, -3}]
{x -> -0.5}
```

The suggested guess point brings me back to the negative-valued root

```
x3 - 5.00 x2 + 1.01 x + 1.88 /. x -> -0.5000000000000012`
-8.43769 x 10-15
```

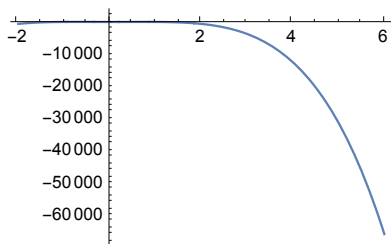
I notice that Mathematica has changed the 16th place digit from that used before in problem 5, though naturally without any appreciable change in the result.

19. Associated Legendre functions. Find the smallest positive zero of  $P_4^2 = (1 - x^2)P_4'' = \frac{15}{2}(-7x^4 + 8x^2 - 1)$  (section 5.3) (a) by Newton's method, (b) exactly, by solving a quadratic equation.

```
Clear["Global`*"]
```

I reviewed section 5.3 briefly, and am now assuming that the P designates a polynomial as described in problem 14 within problem set 5.3. That may be interesting in the realm of hypergeometrics and indicial equations, but at the moment I will try to use only the last part, the expanded polynomial expression.

```
Plot[ $\frac{15}{2}(-7x^4 + 8x^2 - 1)$ , {x, -2, 6},
ImageSize -> 200, PlotStyle -> Thickness[0.006]]
```



After trying a series of one-sies, I think a table is called for

**Table**[**FindRoot**[ $\frac{15}{2}(-7x^4 + 8x^2 - 1)$ , {x, n}], {n, 0, 1, 0.01}]

FindRoot::sing: Encountered a singular Jacobian at the point {x} = {0.}. Try perturbing the initial points. >>

```
{ {x -> 0.}, {x -> 0.377964}, {x -> 0.377964}, {x -> 0.377964}, {x -> 0.377964},
 {x -> 0.377964}, {x -> 0.377964}, {x -> 1.}, {x -> 0.377964}, {x -> 0.377964},
 {x -> 0.377964}, {x -> 0.377964}, {x -> 0.377964}, {x -> 0.377964},
 {x -> 0.377964}, {x -> 0.377964}, {x -> 0.377964}, {x -> 0.377964},
 {x -> 0.377964}, {x -> 0.377964}, {x -> 0.377964}, {x -> 0.377964},
 {x -> 0.377964}, {x -> 0.377964}, {x -> 0.377964}, {x -> 0.377964},
 {x -> 0.377964}, {x -> 0.377964}, {x -> 0.377964}, {x -> 0.377964},
 {x -> 0.377964}, {x -> 0.377964}, {x -> 0.377964}, {x -> 0.377964},
 {x -> 0.377964}, {x -> 0.377964}, {x -> 0.377964}, {x -> 0.377964},
 {x -> 0.377964}, {x -> 0.377964}, {x -> 0.377964}, {x -> 0.377964},
 {x -> 0.377964}, {x -> 0.377964}, {x -> 0.377964}, {x -> 0.377964},
 {x -> 0.377964}, {x -> 0.377964}, {x -> 0.377964}, {x -> 0.377964},
 {x -> -0.377964}, {x -> -0.377964}, {x -> -0.377964}, {x -> -1.},
 {x -> 0.377964}, {x -> 1.}, {x -> 1.}, {x -> 1.}, {x -> 1.}, {x -> 1.},
 {x -> 1.}, {x -> 1.}, {x -> 1.}, {x -> 1.}, {x -> 1.}, {x -> 1.}, {x -> 1.},
 {x -> 1.}, {x -> 1.}, {x -> 1.}, {x -> 1.}, {x -> 1.}, {x -> 1.}, {x -> 1.},
 {x -> 1.}, {x -> 1.}, {x -> 1.}, {x -> 1.}, {x -> 1.}, {x -> 1.}, {x -> 1.},
 {x -> 1.}
```

It looks like 0.377964 meets the necessary description for (a).

**Reduce**[ $\frac{15}{2}(-7x^4 + 8x^2 - 1) == 0$ , {x}]

$x == -1 \mid\mid x == 1 \mid\mid x == -\frac{1}{\sqrt{7}} \mid\mid x == \frac{1}{\sqrt{7}}$

It looks like  $x = \frac{1}{\sqrt{7}}$  meets the necessary description for (b).

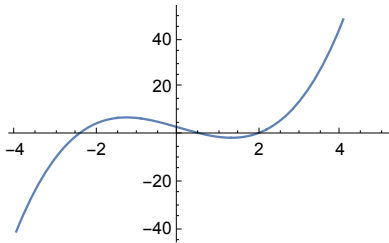
I don't know that **Reduce** uses the quadratic equation, but in the document center is the statement, "When *expr* involves only polynomial equations and inequalities over real or complex domains, then **Reduce** can always in principle solve directly for all the  $x_i$ ."

21.  $f = x^3 - 5x + 3 = 0, x_0 = 2, 0, -2$

**Clear**["Global`\*"]



```
Plot[x3 - 5 x + 3, {x, -4, 5}, ImageSize → 200, PlotStyle → Thickness[0.006]]
```



```
NumberForm[Table[FindRoot[x3 - 5 x + 3, {x, n}], {n, {-2, 0, 2}}], {10, 6}]
```

```
{x → -2.490864}, {x → 0.656620}, {x → 1.834243}
```

The values in the above cell agree with the text answer. Originally I had the **NumberForm** parameters set at {6,6}, and the last value did not come out correctly {x→1.834240}. When I raised the precision parameter to 10, I got the text answer value.

23. Vibrating beam. Find the solution of  $\text{Cos}[x] \text{Cosh}[x] = 1$  near  $x = \frac{3}{2}\pi$ . (This determines a frequency of a vibrating beam; see problem set 12.3)

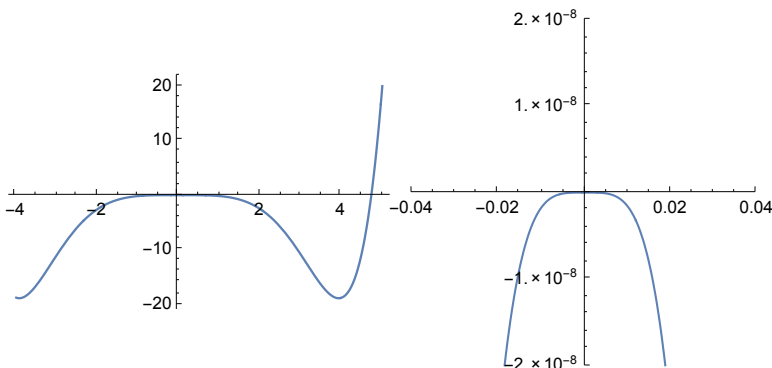
```
Clear["Global`*"]
```

I'm including two plots, the left one relating to the problem request, the right one to a trivial experiment.

```
p1 = Plot[Cos[x] Cosh[x] - 1, {x, -4, 5},
  ImageSize → 200, PlotStyle → Thickness[0.006]];
```

```
p2 = Plot[Cos[x] Cosh[x] - 1, {x, -0.05, 0.05},
  ImageSize → 200, PlotStyle → Thickness[0.006], AspectRatio → 1,
  PlotRange → {{-0.04, 0.04}, {-2*10-8, 0.2*10-7}}];
```

```
Row[{p1, p2}]
```



Solving the problem request is not difficult.

```
NumberForm[FindRoot[Cos[x] Cosh[x] - 1, {x, 4.5, 5.}], {10, 5}]
```

```
{x → 4.73004}
```

Apparently I got off easy by being asked for the largest root. As for the thorny one around the origin, I need more Mathematica skills in order to have a chance of getting something useful out of it. If I try

```
Table[FindRoot[Cos[x] Cosh[x] - 1., {x, n}, AccuracyGoal → 20,
PrecisionGoal → 16, MaxIterations → 1000], {n, -0.005, 0.005, 0.0002}]
```

```
FindRoot::stot
```

The linesearch decreased the stepsize to within tolerance specified by AccuracyGoal and PrecisionGoal but was unable to find a sufficient decrease in the merit function. You may need more than MachinePrecision digits of working precision to meet these tolerances >>

```
FindRoot::stot
```

The linesearch decreased the stepsize to within tolerance specified by AccuracyGoal and PrecisionGoal but was unable to find a sufficient decrease in the merit function. You may need more than MachinePrecision digits of working precision to meet these tolerances >>

```
FindRoot::stot
```

The linesearch decreased the stepsize to within tolerance specified by AccuracyGoal and PrecisionGoal but was unable to find a sufficient decrease in the merit function. You may need more than MachinePrecision digits of working precision to meet these tolerances >>

```
General::stop: Further output of FindRoot::stot will be suppressed during this calculation >>
```

```
{ {x → -0.00013127}, {x → -0.000159622}, {x → -0.0000273773},
{x → -0.000144819}, {x → -0.000123364}, {x → -0.000221738},
{x → -0.000155742}, {x → -0.000179311}, {x → -0.000194984},
{x → -0.000172364}, {x → -0.000145085}, {x → -0.0000820118},
{x → -0.000103277}, {x → -0.000104055}, {x → -0.000220568},
{x → -0.0000920962}, {x → -0.000173217}, {x → -0.0000966512},
{x → -0.00018501}, {x → -0.000171792}, {x → -0.000159081},
{x → -0.0000479927}, {x → -0.000142951}, {x → -0.000098512},
{x → -0.000116438}, {x → 0.}, {x → 0.000116438},
{x → 0.000098512}, {x → 0.000142951}, {x → 0.0000479927},
{x → 0.000159081}, {x → 0.000171792}, {x → 0.00018501},
{x → 0.0000966512}, {x → 0.000173217}, {x → 0.0000920962},
{x → 0.000220568}, {x → 0.000104055}, {x → 0.000103277},
{x → 0.0000820118}, {x → 0.000145085}, {x → 0.000172364},
{x → 0.000194984}, {x → 0.000179311}, {x → 0.000155742},
{x → 0.000221738}, {x → 0.000123364}, {x → 0.000144819},
{x → 0.0000273773}, {x → 0.000159622}, {x → 0.00013127} }
```

the results are ambiguous. Whereas

```
Solve[Cos[x] Cosh[x] - 1 < 10-10, {x}]
```

```
Solve::nsmet: This system cannot be solved with the methods available to Solve >>
```

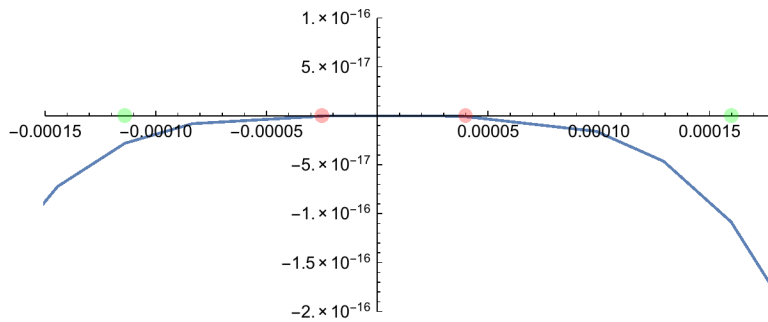
```
Solve[-1 + Cos[x] Cosh[x] <  $\frac{1}{10\,000\,000\,000}$ , {x}]
```

requires a lot of computing time and still fails. Maybe an ultra zoomed plot

```

p3 = Plot[Cos[x] Cosh[x] - 1, {x, -0.05, 0.05},
  ImageSize -> 400, PlotStyle -> Thickness[0.004], AspectRatio -> 0.4,
  PlotRange -> {{-0.00015, 0.00018}, {-2*^-16, 0.1*^-15}},
  WorkingPrecision -> 20, Epilog ->
  {{Green, PointSize[0.02], Opacity[0.3], Point[{-0.000114, 0}]},
   {Red, PointSize[0.02], Opacity[0.3], Point[{-0.000025, 0}]},
   {Red, PointSize[0.02], Opacity[0.3], Point[{0.0000398, 0}]},
   {Green, PointSize[0.02], Opacity[0.3], Point[{0.0001597, 0}]}}]

```



would shed some light. Yes, this helps. It tells me that any  $x$  in the interval delimited by the two center points shown in the plot has a function value which effectively equals zero. It makes me more disposed to go with a graphic solution to this kind of problem, especially considering that the result comes back almost instantly. (Note: Before I specified a working precision, the green points figured into the zero zone.)

25. TEAM PROJECT. Bisection method. This simple but slowly convergent method for finding a solution of  $f[x] = 0$  with continuous  $f$  is based on the intermediate value theorem, which states that if a continuous function  $f$  has opposite signs at some  $x = a$  and  $x = b$  ( $b > a$ ), that is either  $f[a] < 0$ ,  $f[b] > 0$ , or  $f[a] > 0$ ,  $f[b] < 0$ , then  $f$  must be somewhere on  $[a, b]$ . The solution is found by repeated bisection of the interval and in each iteration picking that half which also satisfies that sign condition.

(a) Algorithm. Write an algorithm for the method.

(b) Comparison. Solve  $x = \text{Cos}[x]$  by Newton's method and by bisection. Compare.

(c) Solve  $e^{-x} = \text{Log}[x]$  and  $e^x + x^4 + x = 2$  by bisection.

```
Clear["Global`*"]
```

The (a) part of the problem is addressed below, and was obtained in MMAStackExchange question 69771 in the answer of J.M. is away. It is a bisection function to which I am expected to feed **1.** a function name, **2.** a search interval, **3.** a tolerance allowance, and **4.** a number for max iterations.

```

Bisection[f_, int_, tol_, niter_] :=
  Block[{m = tol + 1, prev, ym, y1 = f[Last@int]}, NestWhile[(prev = m;
    m = Total@# / 2;
    ym = f[m];
    If[ym * y1 > 0, y1 = ym;
      {First@#, m}, {m, Last@#}]) &,
    int, ym ≠ 0 && Abs[m - prev] > tol &, 2, niter]]

```

That is all of the bisection code. Now for a short test with the function that was included on-line

```
func[t_?NumericQ] := 1 + NIntegrate[Sin[x^2] - x, {x, 0, t}];
```

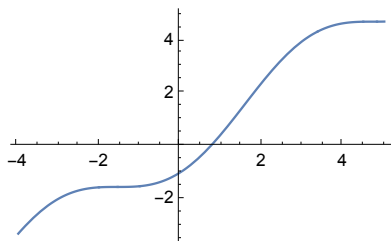
```

Bisection[func, {1, 2.^20}, 10^-14, 1000]
{1.9252809180739163253, 1.9252809180739234307}

```

Having kicked the tires on the bisection code, I can try it out on my own function, after first making the plot.

```
Plot[x - Cos[x], {x, -4, 5}, ImageSize → 200, PlotStyle → Thickness[0.006]]
```



```

funct[x_?NumericQ] := x - Cos[x]
Bisection[funct, {0.5, 1.}, 10^-14, 1000]
{0.739085, 0.739085}

```

I want to try out the bisection code on problem 5, in which were found three separate roots.

```

funct[x_?NumericQ] := x^3 - 5.00 x^2 + 1.01 x + 1.88
Bisection[funct, {-1., 5.}, 10^-14, 1000]
{4.7, 4.7}

```

Evidently, the bisection function only finds the last root in the interval. That being the case, I don't understand why it needs to repeat the root.

For part (b) of the problem

```

NumberForm[FindRoot[x - Cos[x], {x, 0.5}], {10, 6}]
{x → 0.739085}

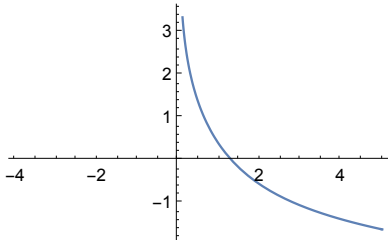
```

As seen above, the **FindRoot** answer (Newton's method), matches the bisection method

answer.

For part (c) of the problem, two cases are presented

```
Plot[e-x - Log[x], {x, -4, 5},
  ImageSize → 200, PlotStyle → Thickness[0.006]]
```

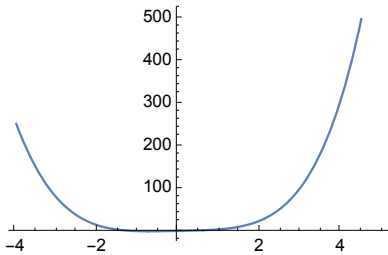


```
funct[x_?NumericQ] := e-x - Log[x]
```

```
NumberForm[Bisection[funct, {1., 1.5}, 10-14, 1000], {10, 5}]
```

```
{1.30980, 1.30980}
```

```
Plot[ex + x4 + x - 2, {x, -4, 5},
  ImageSize → 200, PlotStyle → Thickness[0.006]]
```



```
funct[x_?NumericQ] := ex + x4 + x - 2
```

```
NumberForm[Bisection[funct, {-1., 1.}, 10-14, 1000], {10, 6}]
```

```
{0.429494, 0.429494}
```

26 - 29 Secant method

Solve, using  $x_0$  and  $x_1$  as indicated:

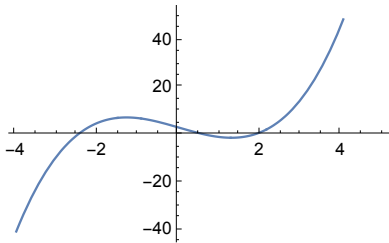
As mentioned above, (a variation of) the secant method is incorporated into **FindRoot** when two guesses are included.

27. Problem 21,  $x_0 = 1.0$ ,  $x_1 = 2.0$

```
Clear["Global`*"]
```

First repeating the plot

```
Plot[x3 - 5 x + 3, {x, -4, 5}, ImageSize → 200, PlotStyle → Thickness[0.006]]
```



```
NumberForm[FindRoot[x3 - 5 x + 3, {x, 1., 2.}], {10, 5}]
```

```
{x → 1.83424}
```

```
FindRoot[x3 - 5 x + 3, {x, 1., 2.}]
```

```
{x → 1.83424}
```

```
x3 - 5 x + 3 /. x -> 1.834243184313922`
```

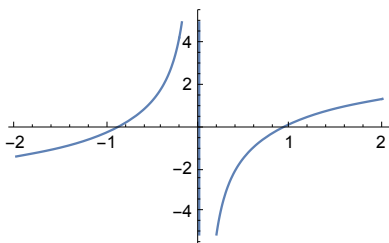
```
8.88178 × 10-16
```

The above answer matches the text, and shows that the secant (or Brent's method) works. The pink x substitute was not copied from the result of the **NumberForm** line, rather from the yellow line below that one. It is both interesting and necessary to understand that **NumberForm**, while delivering my desired output format, nevertheless drops, internally, all digits beyond what I ask for.

```
29. Sin[x] = Cot[x], x0 = 1, x1 = 0.5
```

```
Clear["Global`*"]
```

```
Plot[Sin[x] - Cot[x], {x, -2, 2},  
ImageSize → 200, PlotStyle → Thickness[0.006]]
```



```
NumberForm[FindRoot[Sin[x] - Cot[x], {x, 1., 0.5}], {10, 6}]
```

```
{x → 0.904557}
```

```
FindRoot[Sin[x] - Cot[x], {x, 1., 0.5}]
```

```
{x → 0.904557}
```

$$\frac{\sin[x] - \cot[x]}{x} \rightarrow 0.9045568943023813^{\wedge} \\ - 1.11022 \times 10^{-16}$$